


Zkus nakreslit prasátko podle návodu ☺


1.




2.




3.




4.




5.




6.




7.



8.



9.



Tady se můžeš podívat, jak ho můžeš vybarvit

Udělat mu jinde nohy nebo ocásek. Užij si spoustu zábavy 😊



<https://frompond.blogspot.com/2019/04/cute-piggy-art-project.html>

## Využití vlny – nápady



Zdroje:

<https://www.pinterest.at/pin/319685273539501938/> kočka na ruličce

<https://www.pinterest.at/pin/120471358770163174/> kočička

<https://www.pinterest.at/pin/4855512083545448/> ovce